


Apresentação dos Resultados 1T26



Exoneração de Responsabilidade

Este é um documento de apoio para a teleconferência de resultados da WEG S.A. Quaisquer previsões contidas neste documento ou eventuais declarações que possam ser feitas durante a teleconferência acerca de eventos futuros, à perspectiva dos negócios, às projeções e metas operacionais e financeiras e ao potencial de crescimento futuro da WEG constituem-se em meras crenças e expectativas da administração da WEG, baseadas nas informações atualmente disponíveis.

Estas declarações envolvem riscos e incertezas e, portanto, dependem de circunstâncias que podem ou não ocorrer. Investidores devem compreender que condições econômicas gerais, da indústria e outros fatores operacionais podem afetar o desempenho futuro da WEG e conduzir a resultados que diferem, materialmente, daqueles expressos em tais considerações futuras.


Destques 1T26



R\$ 9,5 bi

Receita Operacional Líquida

-6,1%
vs. 1T25



R\$ 2,1 bi

EBITDA
Margem EBITDA 22,2%

-3,2%
vs. 1T25

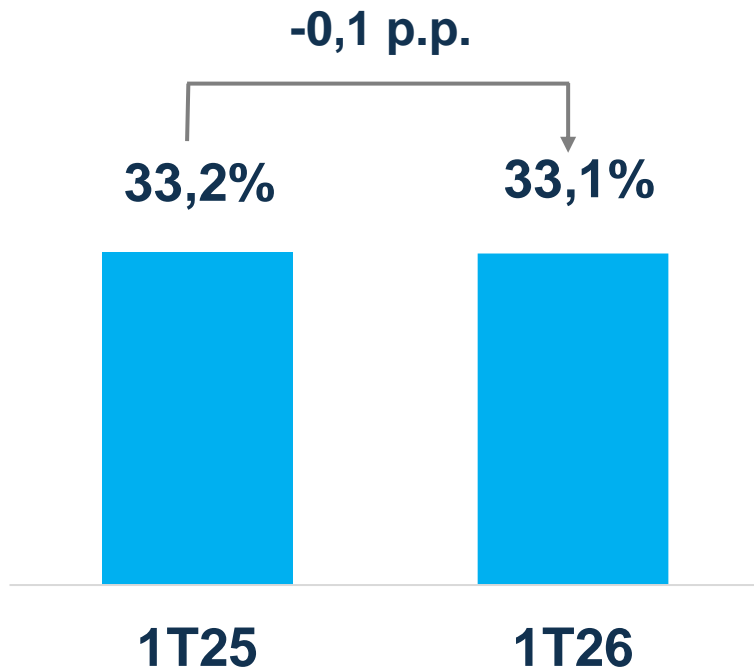


33,1%

ROIC

-0,1 p.p.
vs. 1T25

Retorno Sobre o Capital Investido



Lucro Operacional
após impostos*

+2,8%

vs. 1T25



Capital Investido

+3,0%

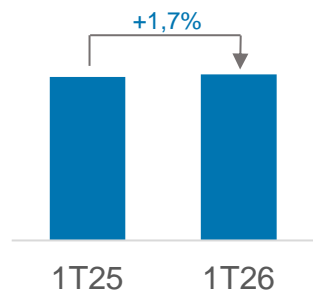
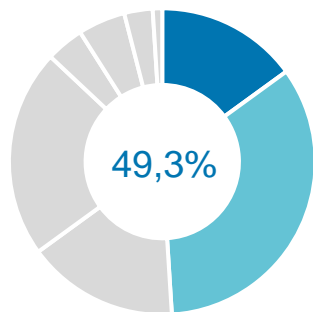
vs. 1T25

*Resultado acumulado dos últimos 12 meses

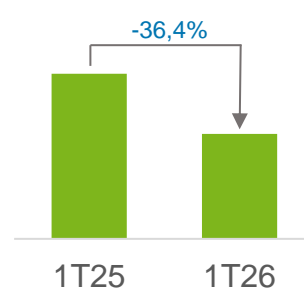
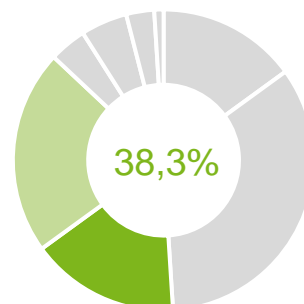
Desempenho das Áreas de Negócios no 1T26



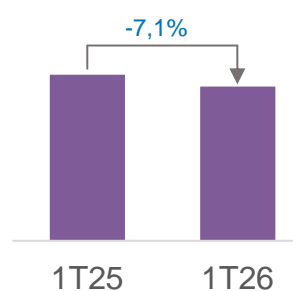
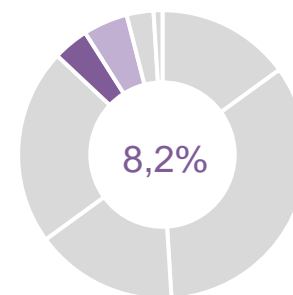
Equipamentos Eletroeletrônicos Industriais



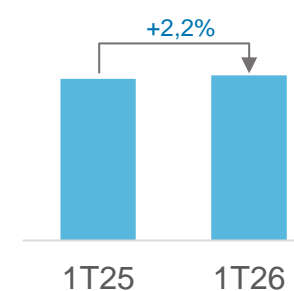
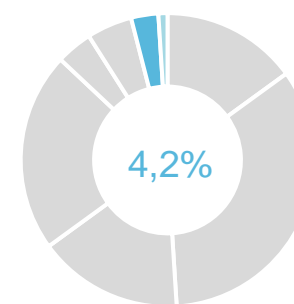
Geração, Transmissão e Distribuição de Energia (GTD)



Motores Comerciais e Appliance

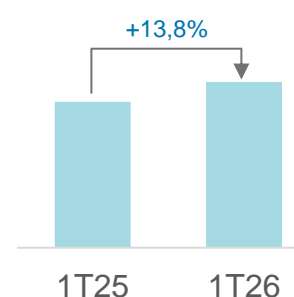
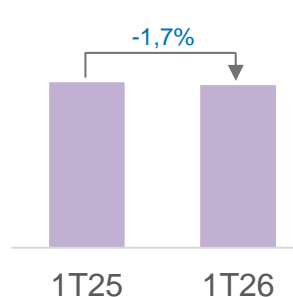
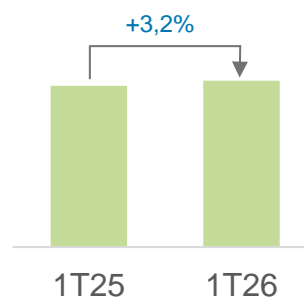
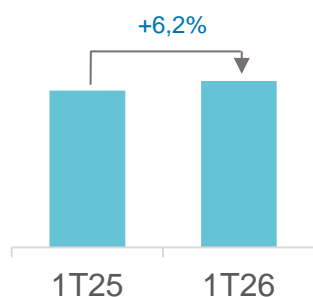


Tintas e Vernizes

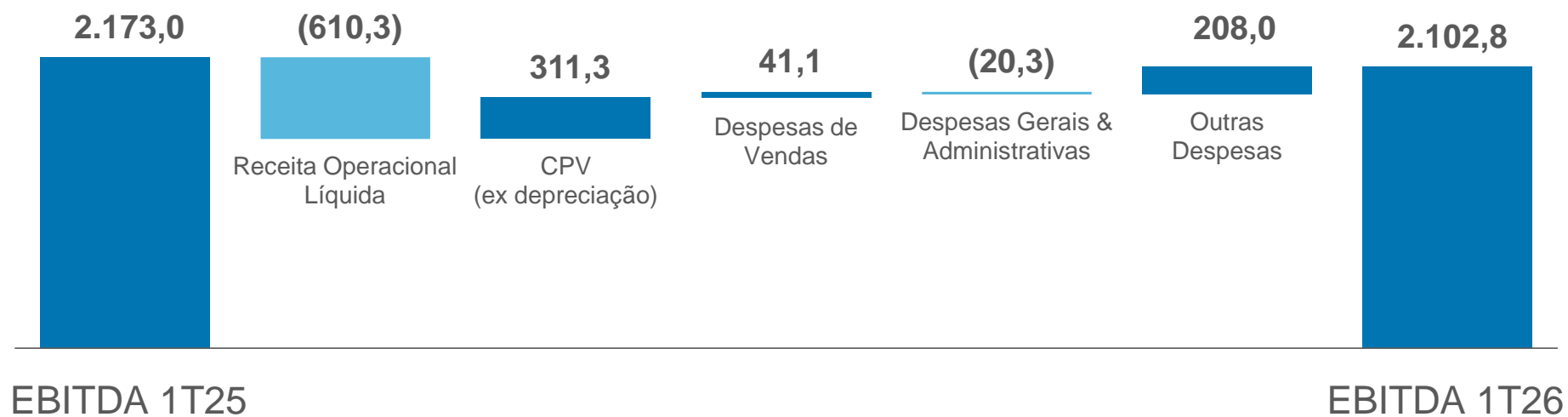


Mercado Interno

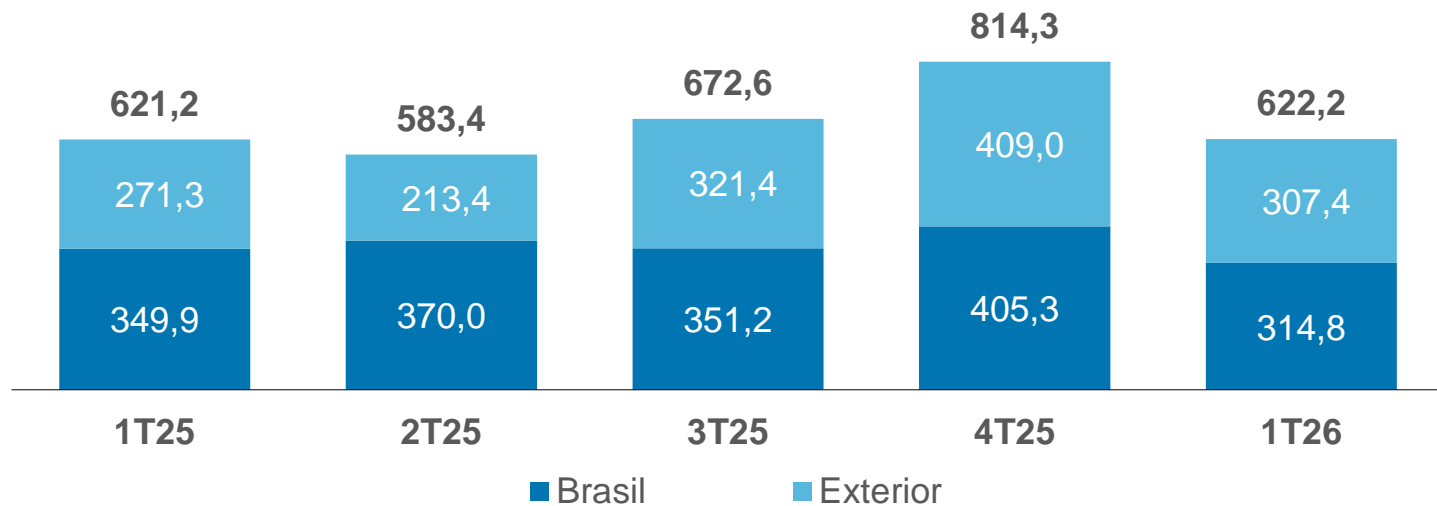
Mercado Externo



EBITDA (em milhões)



Investimentos (CAPEX)



 Atotonilco de Tula, Mexico

Realizações recentes



Reconhecimento no Sustainability Yearbook 2026 da S&P Global

Perspectivas



Dinâmica de margens operacionais saudáveis e retornos positivos



Carteira de pedidos de ciclo longo positiva no Brasil e exterior



Cenário macroeconômico global e volatilidade do câmbio exige atenção

Contatos Relações com Investidores



ri.weg.net



+55 47 3276 6106



ri@weg.net




twitter.com/weg_ir

Driving efficiency and sustainability



Results Presentation 1Q26




Disclaimer

This is a support document for the WEG S.A. conference call. Any forecasts contained in this document or statements that may eventually be made during this conference call relating to WEG's business perspectives, projections and operating and financial goals and to WEG's potential future growth are management beliefs and expectations, as well as information that is currently available.

These statements involve risks, uncertainties and the use of assumptions, as they relate to future events and, as such, depend on circumstances that may or may not be present. Investors should understand that the general economic conditions, conditions in the industry and other operating factors may affect WEG's future performance and lead to results that may differ materially from those expressed in such future considerations.


1Q26 Highlights



R\$ 9.5 bi

Net Operating Revenue


-6.1%
vs. 1Q25



R\$ 2.1 bi

EBITDA
EBITDA margin 22.2%

-3.2%
vs. 1Q25

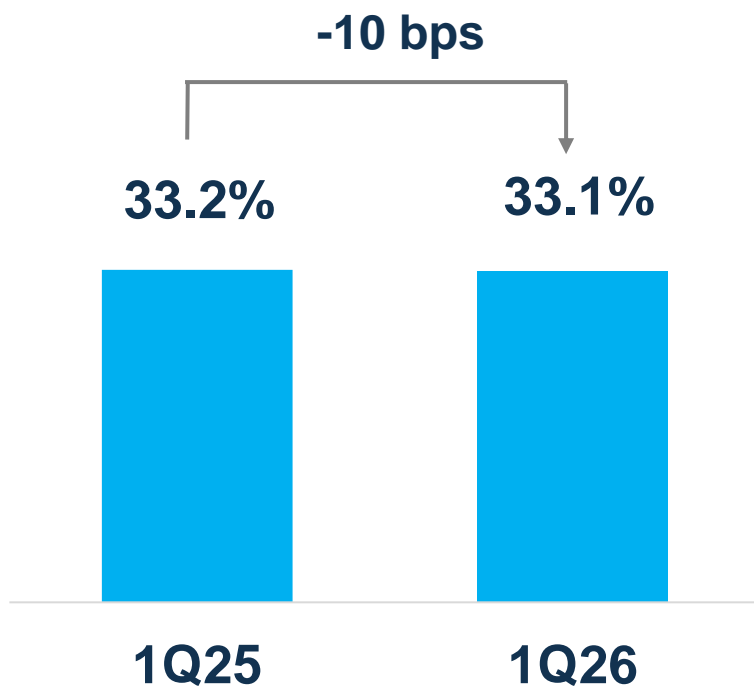


33.1%

ROIC

-10 bps
vs. 1Q25

Return on invested capital



**Net Operating Profit
After Taxes***

+2.8%

vs. 1Q25



Invested Capital

+3.0%

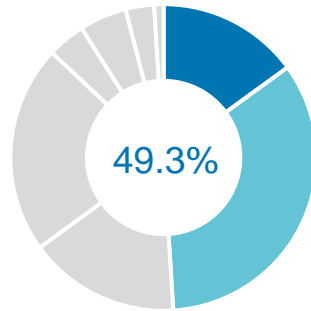
vs. 1Q25

**Accumulated in the last 12 months*

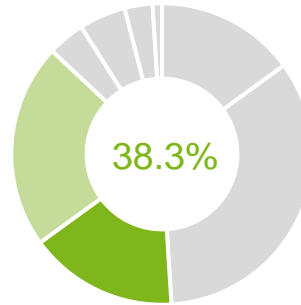
1Q26 Business Area Performance



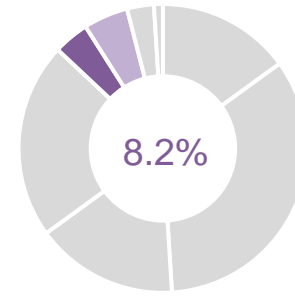
Industrial Electro-Electronic Equipment



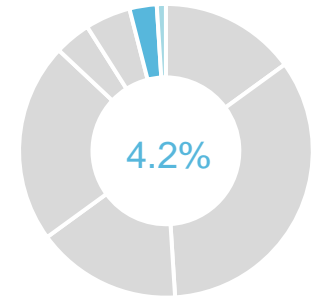
Energy Generation, Transmission, and Distribution (GTD)



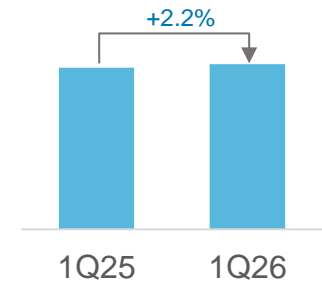
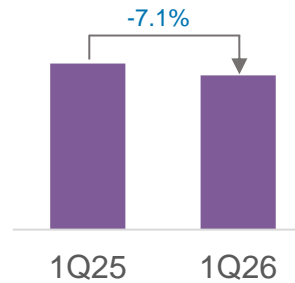
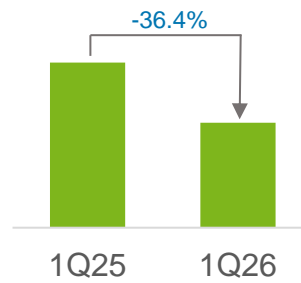
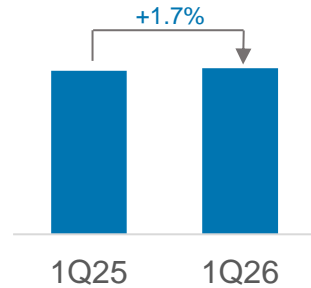
Commercial and Appliance Motors



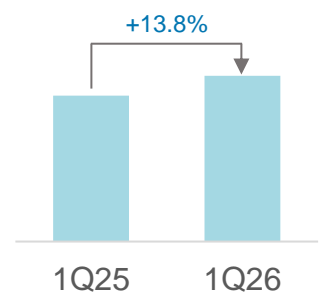
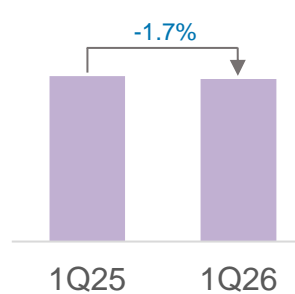
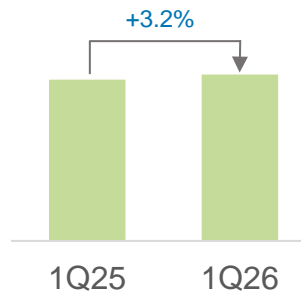
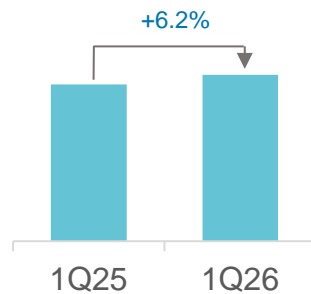
Paints and Varnishes




Domestic Market



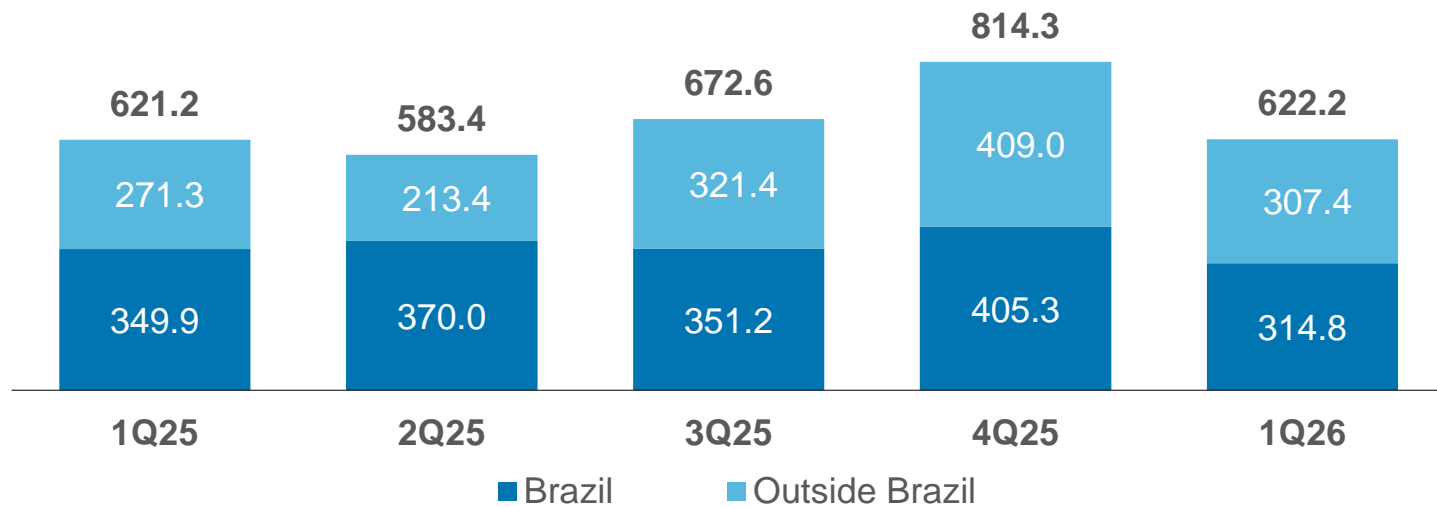
External Market



EBITDA (in R\$ million)



Investments (CAPEX)



 Atotonilco de Tula, Mexico

Recent Achievements



Recognition in the S&P Global Sustainability Yearbook 2026

Outlook



Healthy operating margin dynamics and positive returns



Positive long-cycle order backlog in Brazil and abroad



The global macroeconomic environment and exchange-rate volatility require attention



ri.weg.net



+55 47 3276 6106



ri@weg.net



twitter.com/weg_ir